

Syntron Vibratory Screens: Built to Fit, Built to Last

Proven Engineered Products – Complete Material Handling Solutions

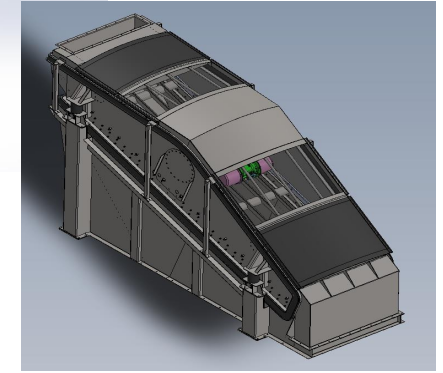
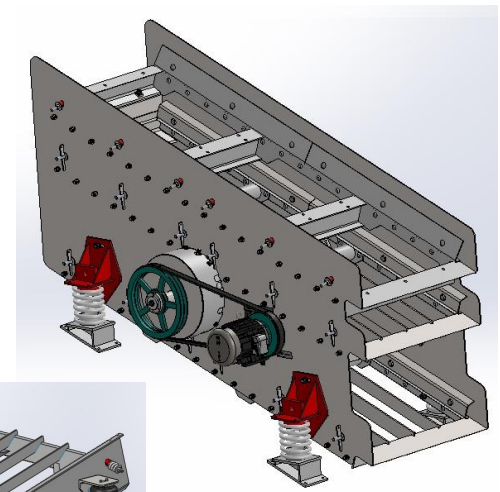
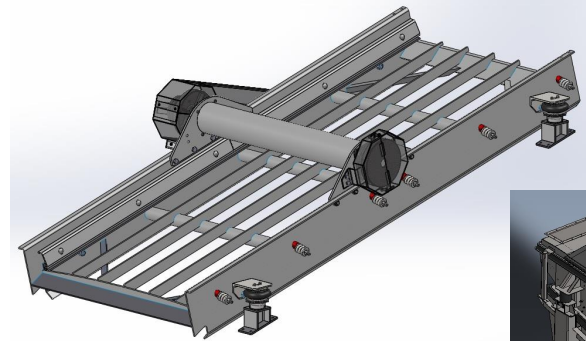


Heavy Product Vibratory Screens

- UP Series Sizing or Scalping Screens
- VC Series Dewatering Screens
- NRM Series Liquid/Solid Separation Screens
- High Efficiency RVS Series Sizing Screens
- Medium Duty CS Series Sizing, Scalping, Dewatering or Rinsing Screens
- Extra Heavy Duty CH Series Sizing or Scalping Screens
- RVSS Horizontal Screens
- Multiple Deck Options
- Screen Cloths and Tensioning Components
- Dust Tight Enclosures

Services:

- Screen Selection
- Custom Designs



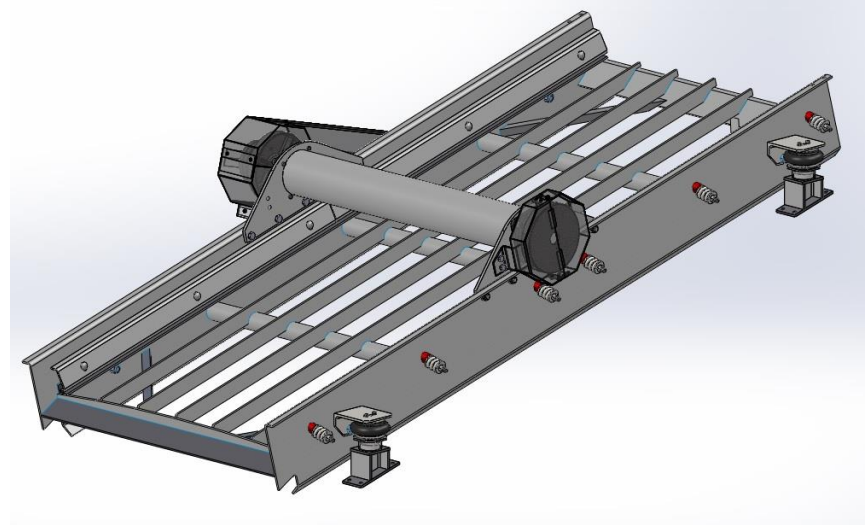
Typical Screening Applications

- Scalping – When a small portion of the product coming in is removed because it is too big to be processed.
- Sizing – When the product is run thru multi-deck screens to obtain separation at different sizes.
- Fines Removal – Done on a single deck screen or as the bottom deck on a multi-deck screen. Removes the fines prior to a crusher operation.



Typical Screening Applications (Cont.)

- Washing – When rock has significant fine debris that must be removed in processing, spray bars are added on the decks to wash the fines thru the screen off the rock.
- Dewatering – Relatively high frequency circular motion to remove water from material.



Built to Fit

- Keys to successful Screen Sizing and Applications
 - Application Data Sheets
 - Sieve Analysis
 - Identify the Dimensional Mounting Constraints
 - Environmental Constraints



Built to Fit

- Application Data Sheets
 - Type of Application
 - Material and Capacity Input to the top deck.
 - Material Output and the desired capacities at each deck output.
 - Sieve Analysis or expected gradation of material feeding the screen. (More is better)
 - Special Materials of Construction

Vibrating Screen Data Sheet

Syntron Material Handling
2730 Hwy 145 South
Saville, Missouri 65866
Toll Free: 800.556.4898
Phone: 662.869.5711
Fax: 662.869.7405

Vibrating Screen
Data Sheet

To assure correct recommendations, please furnish us with the following information:

- Material _____ Temperature _____
- Capacity: Feed to screen _____ TPH
Momentary Peak _____ TPH
- Size of largest pieces fed on screen _____
- Weight per cu. Ft. (loose) _____
- Characteristics of material:
(a) Bone dry _____ (b) Wet _____ (c) Granular _____
(d) Claylike _____ (e) Sticky _____ (f) Flaky _____
Give free moisture: _____ % Normal _____ % Maximum
- Analysis of feed (Attach complete analysis; if this is impossible, give estimated or known percentage for each opening at which separation is to be made; also for opening half the size of smallest separation).

_____	% retained on _____	sq. opening _____
_____	% retained on _____	sq. opening _____
_____	% retained on _____	sq. opening _____
_____	% retained on _____	sq. opening _____
_____	% retained on _____	sq. opening _____
- 6A. What is percent of half size material? (Half size is $\frac{1}{2}$ the size you wish to screen at) _____
(Example: Screening at 1/4", half size is 1/8")
7. Is screen to be used for (a) Scalping _____ (b) Sizing _____ (c) Dewatering _____
- 7A. Size separations required _____ Number of decks _____
8. What is the maximum size piece permitted through:
(a) Top deck _____ (b) Intermediate deck _____ (c) Bottom deck _____
9. What percent of fines can be tolerated in the oversize? _____ %
10. Power available: Motor RPM _____ Voltage _____ Phase _____ Cycles _____
11. Method of feeding material to screen: Steady _____ Irregular _____ How fed _____
12. Space available for screen: Height _____ Width _____ Length _____
13. GPM for wet screening: _____

IMPORTANT NOTE: Make rough sketch on reverse side of this sheet showing headroom, floor space, and desired location of screen in relation to elevators or bins.

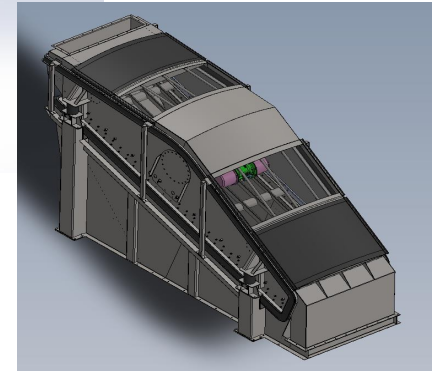
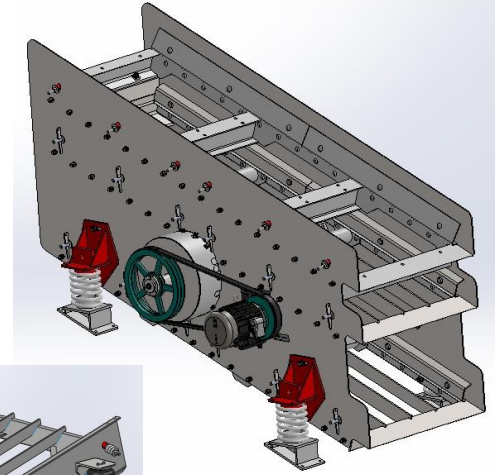
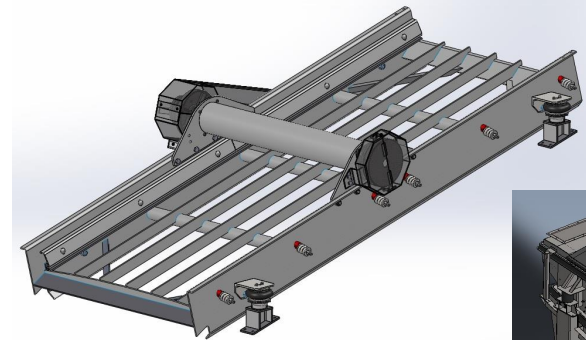
Customer type: User OEM Dist. Mfg. Rep.

Company Name: _____ Contact: _____
Address: _____ Phone: _____
City: _____ State: _____ Zip: _____ Fax: _____ Email: _____

10211 - 11/17/15

Heavy Product Vibratory Screens

- UP Series Sizing or Scalping Screens
- VC Series Dewatering Screens
- NRM Series Liquid/Solid Separation Screens
- High Efficiency RVS Series Sizing Screens
- Medium Duty CS Series Sizing, Scalping, Dewatering or Rinsing Screens
- Extra Heavy Duty CH Series Sizing or Scalping Screens
- RVSS Horizontal Screens
- Multiple Deck Options
- Screen Cloths and Tensioning Components
- Dust Tight Enclosures



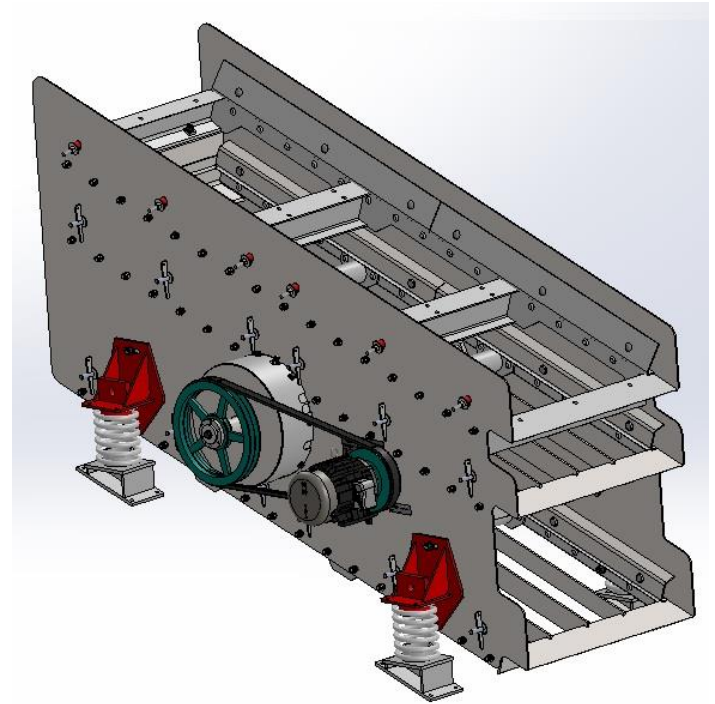
Services:

- Screen Selection
- Custom Designs

Built to Last

Models CS and CH Inclined Vibrating Screens


- Moderate to high tonnage units for sizing and scalping.
- CS units provide fast, accurate sizing or scalping. Used for dewatering and rinsing of medium size materials.
- CH provide higher tonnage sizing and scalping of medium to larger lump materials.
- Multi-deck units
- Oil bath lubrication system for long service life with two , self-contained, double roll bearing assemblies. (Grease lube systems can be provided)
- Basic Design by Syntron for over **60 years**.



Built to Last

Model RVS and RVSS Inclined or Horizontal Vibrating Screens

- Utilizes one or two rotary vibrating motors to generate elliptical or straight-line motion.
- Eliminates need for belts with stationary motor and additional guarding.
- Easy access grease fittings on the motors for maintenance upkeep.
- Fast change out in downtime situation.
- Multi-deck units available.
- Construction for corrosive or sanitary design available.
- Wide range of speeds for screening available.



Built to Last



Contact us at 800.356.4898

Heavy Vibratory Equipment

Prentiss Bennett

prentiss.bennett@syntronmh.com

662.869.7546

Dennis Bazzy (Screens)

dennis.bazzy@syntronmh.com

662.869.7942

Evan Ellis

evan.ellis@syntronmh.com

662.869.7526